

Sensor Guide



Understanding and planning sensor technology.

The right solution for any space.

The right solution for any application.

Long corridors, irregularly shaped stairwells, one-person and open-plan offices, WCs, washrooms or warehouses: commercial properties come with all kinds of different spatial situations. STEINEL has been devoted to the exciting task of developing the best possible lighting control solution for each and every one of them for over 30 years. As a specialist and technology leader in this field, we employ all of the four commonly used sensor technologies in our products out of conviction. For full, reliable coverage of every last inch of space – in absolutely any situation.

In this brochure, which has received an award from the well-known German trade journal bba – Bau, Beratung, Architektur (Building, Advice, Architecture) - we show you why which sensor technology is the best for the specific room situation – and how we put it to optimum use in our products. This will help you to find the ideal sensor for any application in next to no time.

**We are convinced of our products and want to convince you as well.
Not least with our 5-year warranty on all STEINEL PROFESSIONAL products.**

**5 JAHRE
GARANTIE**



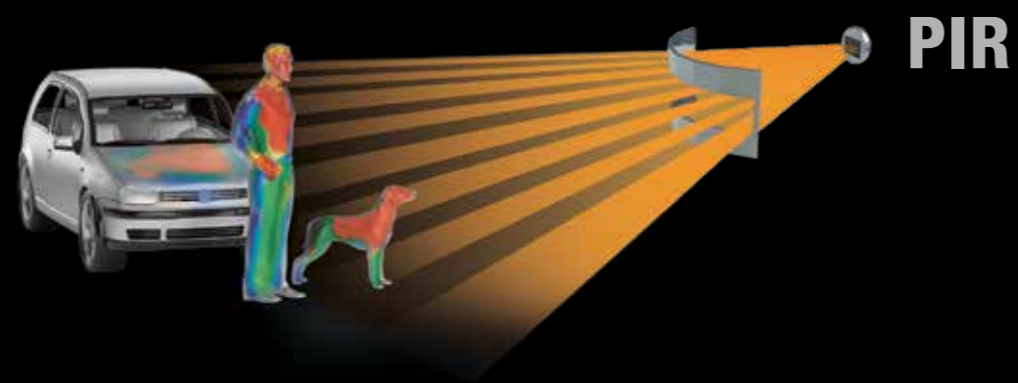
Contents

Sensor technologies	4
Corridor / passageway	6
Stairwell	8
One-person office	10
Open-plan office	11
Conference room	12
Classroom	13
WC / washroom	14
Side room	16
Multi-storey / underground car park	18
Sports hall	20
Equipment room	21
High-bay warehouse	22
Warehouse	23
Outdoor sensors	24
Outdoor sensor-switched lights	26
Outdoor sensor-switched floodlights	27
Outdoor floodlight projectors	28
Remote control Smart Remote	29
KNX	30
LiveLink	32
DALI	34
PROLog, RELUX, DIALux	36

Our 4 sensor technologies.
The right solution for any application.

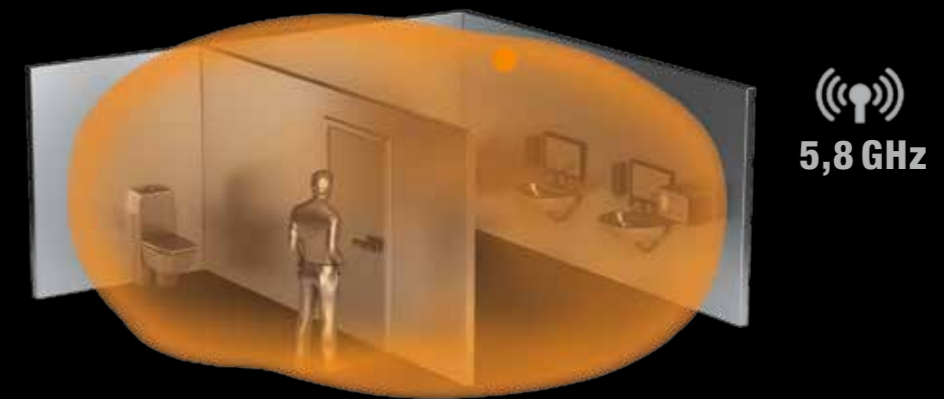
Passive infrared

Responds to moving sources of heat.



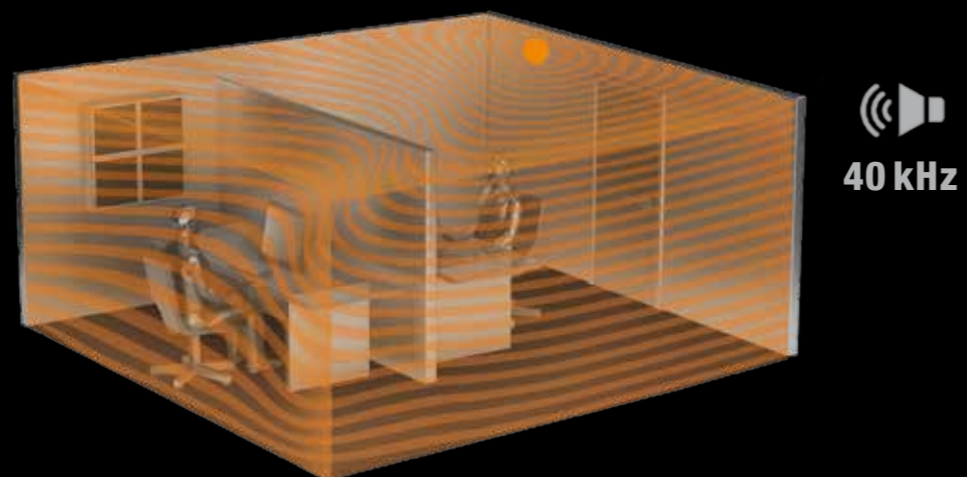
High frequency

Can even see through thin walls.




Ultrasonic

Fills the entire room and also detects movement around objects.



Camera sensor system

Only detects people and can also count them.



6



Corridor/aisle sensors

It is crucial for a corridor sensor to be good at detecting radial movements. This means in situations where the sensor is approached from the front. STEINEL has developed special sensors for corridors, aisles and passageways on the basis of high-frequency or ultrasonic technology – with a 'radial reach' of 10 metres in each direction. The DUAL HF or DUAL US is the perfect solution for a ceiling height of up to 3.50 m!

Special applications

- Opt for the DUAL US in situations involving the widespread use of stud walls.
- The IS 345 infrared sensor is the right choice for a ceiling height of up to 5 m.
- For wall mounting, the IR 180 UNIVERSAL is the right choice.

Technical advice

With the ultrasonic and high-frequency sensors, the reach can be set very conveniently via potentiometer or remote control.



Presence detector Dual HF

- High-frequency corridor sensor
- HF sensor detects through thin walls and suspended ceilings
- For corridors and passageways in residential and office buildings
- 20 m reach, 10 m in each direction
- Detects everything equally well whichever direction it is approached from
- COM1, COM1 AP, DIM, KNX, DALI, LiveLink

For EANs, see page 38



Motion detector IS 345

- Infrared corridor sensor
- For corridors and aisles in warehouses, residential and office buildings
- Detection zone 23 m long and 6 m wide
- Ceiling installation at a height of up to 5 m
- Lens specifically geared to corridors
- Surface-mounted and concealed versions in both round and square designs
- COM1, PF, DALI, KNX

For EANs, see page 40



Presence detector Dual US

- Ultrasonic corridor sensor
- Ultrasonic waves envelop objects but do not pass through them
- For corridors and passageways in residential and office buildings
- 20 m reach, 10 m in each direction
- Detects everything equally well whichever direction it is approached from
- COM1, COM2, DIM, KNX, LiveLink

For EANs, see page 39



Presence switch IR 180 UNIVERSAL

- **The presence switch can be installed with standard 2-wire cables – a world first for modernisation and refurbishment**
- Infrared wall presence switch
- For corridors and passageways in residential and office buildings
- 20 m reach
- SuperCap technology for 0-watt stand-by
- Also available as 3-wire
- COM1, COM2, DALI and KNX

For EANs, see page 39

Corridor/aisle sensor-switched lights

Sensor-switched lights from STEINEL are the perfect solution for new builds and refurbishment. The high-frequency sensor invented by STEINEL is invisibly integrated into the light and only switches light ON when it is needed. Simply connect the light to the power supply, set the sensor via potentiometer – job done! High-efficiency STEINEL LED systems on the cutting edge of technology provide contemporary and energy-efficient lighting.

Installation advice

- All models can be used equally well as wall or ceiling lights.

Technical advice

The Q1, S1 and S2 models are suitable for wireless bi-directional interconnection. All lights provide an optional basic light level function.



Sensor-switched indoor light RS PRO LED Q1

- LED sensor-switched indoor light
- 360° high-frequency sensor, Ø 8 m reach
- 26 W giving 2351 lumens, 3000K or 4000K
- Optional 10% – 50% basic light level, bi-directional wireless interconnection capability
- Group configuration, switches OFF in relation to daylight

For EANs, see page 44



Sensor-switched indoor light RS PRO LED S1

- LED sensor-switched indoor light
- 360° high-frequency sensor, Ø 8 m reach
- 16 W giving up to 1309 lumens, 3000K or 4000K
- Optional 10% basic light level, bi-directional wireless interconnection capability

For EANs, see page 44



Sensor-switched indoor light RS PRO LED S2

- LED sensor-switched indoor light
- 360° high-frequency sensor, Ø 8 m reach
- 28 W giving 1440 lumens, 3000K or 4000K
- Optional 10% basic light level, bi-directional wireless interconnection capability

For EANs, see page 44



Sensor-switched indoor light RS PRO LED R1

- LED sensor-switched indoor light
- 360° high-frequency sensor, Ø 8 m reach
- 11 W giving 950 lumens, 3000K or 4000K
- Optional 20% basic light level
- Wired interconnection

For EANs, see page 44

7



Stairwell sensors

In stairwells, it is often hard to provide any direct detection of persons walking up and down the stairs. This is due to the winding nature of stairwells which infrared technology is not designed for. For this reason, STEINEL offers sensors based on high-frequency and ultrasonic technology that guarantee perfect detection in stairwells.

Installation advice

- Use the high-frequency sensors for normal building architecture and for 360-degree detection
- In small and winding stairwells, choose the Single US ultrasonic sensor

Technical advice

The HF 360, HF 180 and Single US models provide a semi-automatic mode for switching light ON manually and OFF again automatically.



Motion detector HF 3360

- 360° high-frequency motion detector
- 8 m reach in diameter
- Ceiling, wall or corner mounting
- Ideal for entrances
- Surface-mounted and concealed versions in both round and square designs
- COM1, PF, DALI, KNX

For EANs, see page 41



Presence switch HF 180

- 180 high-frequency presence switch
- For offices, entrance rooms and WC facilities
- 1- 8 m reach in diameter
- The KNX version indicates temperature and air humidity levels measured.
- COM1, COM2, DALI, KNX

For EANs, see page 39



Presence detector HF 360

- 360° high-frequency presence detector
- HF sensor detects through thin walls and suspended ceilings
- 12 m reach in diameter, ceiling mounting
- COM1, COM1 AP, COM2, KNX, DIM, DALI, LiveLink

For EANs, see page 38



Presence detector Single US

- Ultrasonic corridor sensor
- Ultrasonic waves envelop objects but do not pass through them
- For corridors and passageways in residential and office buildings
- 10 m reach in one direction only
- Perfect detection in one direction
- COM1, COM2, DIM, KNX, LiveLink

For EANs, see page 39

Stairwell sensor-switched lights

Sensor-switched lights from STEINEL are the perfect solution for new builds and refurbishment. The high-frequency sensor invented by STEINEL is invisibly integrated into the light and only switches light ON when it is needed. Simply connect the light to the power supply, adjust the sensor via potentiometer – that's all there is to it! High-efficiency STEINEL LED systems on the cutting edge of technology provide contemporary and energy-efficient lighting.

Installation advice

- All models can be used equally well as wall or ceiling lights.

Technical advice

The new Remote Group Setting function featured in the RS PRO 5800/5850 LED models minimises the effort involved in setting your lights. You can send the settings from one light to all of the others very easily via remote control!



Sensor-switched indoor light RS PRO LED Q1

- LED sensor-switched indoor light
- 360° high-frequency sensor, Ø 8 m reach
- 26 W giving 2351 lumens, 3000K or 4000K
- Optional 10% – 50% basic light level, bi-directional wireless interconnection capability
- Group configuration, switches OFF in relation to daylight

For EANs, see page 44



Sensor-switched indoor light RS PRO 5800 LED

- Sensor-switched LED diffuser luminaire
- For rugged applications: IP66, IK07
- 360° high-frequency sensor, Ø 8 m reach
- 33 W giving 4065 lumens, 4000K
- Intelligent swarm function on DALI bus
- Group configuration
- Optional 10 – 50% basic light level, slave version available

For EANs, see page 44



Sensor-switched indoor light RS PRO LED S2

- LED sensor-switched indoor light
- 360° high-frequency sensor, Ø 8 m reach
- 28 W giving 1440 lumens, 3000K or 4000K
- Optional 10% basic light level, bi-directional wireless interconnection capability

For EANs, see page 44



Sensor-switched indoor light RS PRO LED R1

- LED sensor-switched indoor light
- 360° high-frequency sensor, Ø 8 m reach
- 11 W giving 950 lumens, 3000K or 4000K
- Optional 20% basic light level
- Wired interconnection

For EANs, see page 44

10



One-person office sensors

Detecting the smallest of movements is particularly important in offices. High-resolution presence detectors from STEINEL even make sure that the light does not go out when sitting at the computer. In addition to precision infrared sensors, STEINEL now also offers highly sensitive ultrasonic technology from the USA.

Benefits from STEINEL

- With an installed height of just 4 mm, the IR Quattro SLIM is almost invisible
- The IR Quattro lets you limit detection to any chosen work areas
- The ultrasonic US 360 detects even the smallest of movement despite obstacles and room dividers

Technical advice

Utilise natural daylight with the constant lighting control function from the DIM, DALI and KNX versions for maximum energy efficiency.



Presence detector IR Quattro SLIM

- Ultra-slim 360° infrared presence detector
- Overall height of just 4 mm, for mounting in suspended / stud ceiling
- Square presence detection zone covering 16 sq.m.
- Only retina lens of its kind in the world
- COM1, COM2, DIM, DALI, KNX

For EANs, see page 38



Presence detector IR Quattro SLIM XS

- 360° infrared presence detector
- 6 mm installed height, installation in all standard flush-mounting boxes
- Square presence detection zone covering 16 sq.m., ceiling mounting
- COM1, KNX, LiveLink

For EANs, see page 38



Presence detector IR Quattro HD

- 360° infrared presence detector
- Square detection zone, mechanically scalable
- Square presence detection zone covering 64 sq.m.
- Ceiling installation at a height of up to 10 m
- COM1, COM1 AP, COM2, DIM, DALI, KNX, LiveLink

For EANs, see page 38



Presence detector DualTech

- 360° DualTech presence detector
- Infrared + ultrasonic for best detection quality
- 28 sq.m. presence detection zone, ceiling mounting
- COM1, COM2, DIM, KNX, LiveLink

For EANs, see page 38



Presence detector IR Quattro

- 360° infrared presence detector
- Square detection zone, mechanically scalable
- Square presence detection zone covering 16 sq.m., ceiling mounting
- COM1, COM2, DIM, DALI, KNX, wireless

For EANs, see page 38



Presence detector US 360

- 360° ultrasonic presence detector
- Ultrasonic waves envelop objects but do not pass through them
- 28 sq.m. presence detection zone, ceiling mounting
- COM1, COM2, DIM, LiveLink

For EANs, see page 39

Open-plan office sensors

With STEINEL presence detectors, you can watch over every last inch of large offices with just a few sensors. Besides the advanced infrared sensors, STEINEL now also offers the successful combination of infrared and ultrasonic technology. This way, lighting in open-plan offices can be controlled very reliably and very efficiently.

Benefits from STEINEL

- The IR Quattro HD provides a presence detection zone of up to 64 sq.m., as well as an exact square detection footprint restricted to specific work groups
- Combining infrared and ultrasonic technologies, the DualTech opens up completely new technical options, e.g switching ON light via infrared and detecting presence via ultrasonic waves

Technical advice

Install the DualTech in the corner at the entrance to the room so as to maximise tangential detection when people enter.

11



12



Conference room sensors

Especially in conference rooms, the demands on sensors are very high. To cope with the particular challenges of office spaces, STEINEL offers innovative solutions that are based on infrared and ultrasonic systems as well as the camera sensor system - the only one of its kind in the world.

Benefits from STEINEL

- The IR Quattro HD provides a presence detection zone of up to 64 sq.m., as well as an exact square detection footprint restricted to chosen areas
- Ultrasonic sensor US 360 is ideal for pendant lights or sound insulation elements
- The HPD2 can count the number of persons in the room, delivering highly relevant information for the overall building automation system

Technical advice

The HPD2 lets you set up to five detection zones with absolute precision!



Human Presence Detector HPD2

- 110° camera sensor, the only one of its kind in the world
- Detects and counts people sitting and standing
- 15 m reach with 5 precisely definable detection zones, wall mounting
- Integrated temperature and humidity sensors
- IP and KNX interface

For EANs, see page 42



Presence detector IR Quattro

- 360° infrared presence detector
- Square detection zone, mechanically scalable
- Square presence detection zone covering 16 sq.m., ceiling mounting
- COM1, COM1 AP, COM2, KNX, DIM, DALI, wireless

For EANs, see page 38



Presence detector IR Quattro HD

- 360° infrared presence detector
- Square detection zone, mechanically scalable
- Square presence detection zone covering 64 sq.m.
- Ceiling installation at a height of up to 10 m
- COM1, COM1 AP, COM2, KNX, DIM, DALI, LiveLink

For EANs, see page 38



Presence detector DualTech

- 360° DualTech presence detector
- Infrared + ultrasonic for best detection quality
- 28 sq.m. presence detection zone, ceiling mounting
- COM1, COM2, DIM, KNX, LiveLink

For EANs, see page 38



Presence detector IR Quattro HD

- 360° infrared presence detector
- Square detection zone, mechanically scalable
- Square presence detection zone covering 64 sq.m.
- Ceiling installation at a height of up to 10 m
- COM1, COM1 AP, COM2, KNX, DIM, DALI, LiveLink

For EANs, see page 38



Presence detector US 360

- 360° ultrasonic presence detector
- Ultrasonic waves envelop objects but do not pass through them
- 28 sq.m. presence detection zone, ceiling mounting
- COM1, COM2, DIM, KNX, LiveLink

For EANs, see page 39



Presence detector US 360

- 360° ultrasonic presence detector
- Ultrasonic waves envelop objects but do not pass through them
- 28 sq.m. presence detection zone, ceiling mounting
- COM1, COM2, DIM, KNX, LiveLink

For EANs, see page 39



Presence detector IR Quattro SLIM XS

- 360° infrared presence detector
- 6 mm installed height, installation in all standard flush-mounting boxes
- Square presence detection zone covering 16 sq.m., ceiling mounting
- COM1, KNX, LiveLink

For EANs, see page 38

Classroom sensors

Using sensors to control lighting in classrooms is a real challenge. Particular during tests, when pupils hardly move, lighting must not be allowed to go out. This is where you need outstanding detection performance with the first-class sensor technology from STEINEL.


Benefits from STEINEL

- With its 64 sq.m. presence detection zone, the IR Quattro HD can cover an entire classroom.
- The US 360 monitors even the smallest of movement despite possible obstructions to the line of sensor vision, e.g. due to partitions or large visual display units in the room.

Technical advice

LiveLink is a revolutionarily simple light management system. Thank to simple plug & play installation of components as well as preset room configurations in the app, you can quickly and easily create individually tailored lighting scenarios.

13





WC / washroom sensors

In WCs and washrooms, cubicles and partitions make it difficult to detect movement. Conventional infrared technology involves installing a large number of sensors to ensure well-functioning detection – in fact, a sensor above each WC. That is expensive and involves a lot of work.

Benefits from STEINEL

- The high-frequency technology developed by STEINEL is capable of reliably detecting movement through stud walls! Compared with infrared technology, this means you only need a fraction of the sensors.

Technical advice

Using the ceiling adapter, install the HF 360 invisibly on the suspended ceiling where it is protected from vandalism.

HF ceiling adapter

EAN 4007841 006600



Presence detector HF 360

- 360° high-frequency presence detector
- HF sensor detects through thin walls and suspended ceilings
- 12 m reach in diameter, ceiling mounting
- COM1, COM1 AP, COM2, DIM, DALI, KNX, LiveLink

For EANs, see page 38



Motion detector IS D 360

- 360° infrared motion detector
- Concealed wiring, ceiling mounting at a height of up to 2.5 m
- 16 m reach in diameter
- 3 pyro sensors, IP20

For EANs, see page 41



Sensor-switched indoor light RS PRO LED S1

- LED sensor-switched indoor light
- 360° high-frequency sensor, Ø 8 m reach
- 16 W giving up to 1309 lumens, 3000K or 4000K
- Optional 10% basic light level, bi-directional wireless interconnection capability

For EANs, see page 44



Sensor-switched downlighter RS PRO DL LED 20 W

- Sensor-switched LED downlighter
- 360° high-frequency sensor, Ø 8 m reach
- 20 W giving 1229.9 lumens, 3000K or 4000K
- Optional 10% basic light level, slave version available

For EANs, see page 44



Presence detector US 360

- 360° ultrasonic presence detector
- Ultrasonic waves envelop objects but do not pass through them
- 28 sq.m. presence detection zone, ceiling mounting
- COM1, COM2, DIM, KNX, LiveLink

For EANs, see page 39



Presence switch HF 180

- 180 high-frequency presence switch
- For offices, entrance rooms and WC facilities
- 1- 8 m reach in diameter
- The KNX version indicates temperature and air humidity levels measured.
- COM1, COM2, DALI, KNX

For EANs, see page 39



Sensor-switched downlighter RS PRO DL LED 15 W

- Sensor-switched LED downlighter
- 360° high-frequency sensor, Ø 8 m reach
- 15 W giving 838 lumens, 3000K or 4000K
- Optional 10% basic light level, slave version available


For EANs, see page 44



Sensor-switched indoor light RS PRO LED R1

- LED sensor-switched indoor light
- 360° high-frequency sensor, Ø 8 m reach
- 11 W giving 950 lumens, 3000K or 4000K
- Optional 20% basic light level
- Wired interconnection

For EANs, see page 44



WC / washroom sensor-switched lights

In WCs and washrooms, sensor-switched lights can really demonstrate their advantages. The sensor integrated in the light even detects movements behind partitions, e.g. in WC cubicles. The high-frequency sensor invented by STEINEL is invisibly integrated into the light and only switches light ON when it is needed. The sensor-switched LED downlighter in particular is the ideal solution for washrooms and WCs!

Technical advice

Take advantage of the low-cost master/slave interconnection capability to create lighting groups with the LED downlighter.

16



Side room sensors

Particularly in seldom used side rooms, the light is often left on when there is nobody there. Depending on room type, STEINEL offers you three technologies based on infrared, high-frequency and ultrasonic systems.

Benefits from STEINEL

- Use the IR Quattro for small to medium-sized rooms
- The HF 360 is the ideal solution where the influence of temperature makes it difficult to detect movement via infrared (e.g. printer rooms)
- The US 360 detects the smallest of movements despite obstacles in the line of sensor vision (e.g. cabinets)
- Using adapter surrounds, the IR 180 can also be integrated into switching programs from Busch-Jaeger, Jung and Feller

Technical advice

All sensors can also be configured via the optional remote controls.



Presence detector IR Quattro

- 360° infrared presence detector
- Square detection zone, mechanically scalable
- Square presence detection zone covering 16 sq.m., ceiling mounting
- COM1, COM1 AP, COM2, DIM, DALI, KNX, wireless

For EANs, see page 38



Presence detector US 360

- 360° ultrasonic presence detector
- Ultrasonic waves envelop objects but do not pass through them
- 28 sq.m. presence detection zone, ceiling mounting
- COM1, COM2, DIM, KNX, LiveLink

For EANs, see page 39



Presence detector HF 360

- 360° high-frequency presence detector
- HF sensor detects through thin walls and suspended ceilings
- 12 m reach in diameter, ceiling mounting
- COM1, COM1 AP, COM2, DIM, DALI, KNX, LiveLink

For EANs, see page 38



Presence switch IR 180

- Infrared wall presence switch
- For corridors and passageways in residential and office buildings
- 20 m reach
- The KNX version indicates temperature and air humidity levels measured.
- COM1, COM2, DALI, KNX

For EANs, see page 39

Side room sensor-switched lights

Side rooms often have no windows, making them dark when you enter them. This is where you want the light to come ON quickly. Instead, you sometimes have to fumble around to find the switch. Sensor-switched lights from STEINEL are ideal in this situation.

Benefits from STEINEL

- Invisibly integrated in the light, the high-frequency sensor reliably switches the light ON when anyone enters the room
- High-efficiency STEINEL LED systems on the cutting edge of technology provide contemporary and energy-efficient lighting

Technical advice

Choose one of the many different shades for the RS PRO LED S1 for impact resistance or maximum light output.



Sensor-switched indoor light RS PRO LED S1

- LED sensor-switched indoor light
- 360° high-frequency sensor, Ø 8 m reach
- 16 W giving up to 1309 lumens, 3000K or 4000K
- Optional 10% basic light level, bi-directional wireless interconnection capability

For EANs, see page 44



Sensor-switched indoor light RS PRO LED R1

- LED sensor-switched indoor light
- 360° high-frequency sensor, Ø 8 m reach
- 11 W giving 950 lumens, 3000K or 4000K
- Optional 20% basic light level
- Wired interconnection

For EANs, see page 44



Sensor-switched downlighter RS PRO DL LED 15 W

- Sensor-switched LED downlighter
- 360° high-frequency sensor, Ø 8 m reach
- 15 W giving 838 lumens, 3000K or 4000K
- Optional 10% basic light level, slave version available

For EANs, see page 44



Sensor-switched indoor light RS PRO 5800 LED

- Sensor-switched LED diffuser luminaire
- For rugged applications: IP66, IK07
- 360° high-frequency sensor, Ø 8 m reach
- 33 W giving 4065 lumens, 4000K
- Intelligent swarm function on DALI bus
- Group configuration
- Optional 10 – 50% basic light level, slave version available

For EANs, see page 44

17





Multi-storey / underground car park sensors

We've all seen it – multi-storey car parks are always brightly lit when there's nobody around. This is where on-demand lighting can make huge savings. These areas need to be provided with efficient coverage using just a few sensors. Infrared sensors are very well suited for this job.

Benefits from STEINEL

- The IS 3360 covers an area of over 1000 sq.m. with just one sensor
- At entrances, the HF 3360 is ideal for providing light that switches ON immediately. Because light is switched ON as soon as the sensor detects the door opening.

Technical advice

All four sensors can be controlled bi-directionally via the Smart Remote.



Motion detector IS 3360

- 360° infrared motion detector
- Watches over up to 1,000 sq.m., 20 m reach radius
- Ceiling installation at a height of up to 4 m
- 3 pyro sensors, IP54
- Surface-mounted and concealed versions in both round and square designs
- COM1, PF, DALI, KNX

For EANs, see page 40



Motion detector sensIQ

- 300° motion detector for outdoors
- Wall, corner and ceiling mounting
- Three 100° zones and sneak-by guard
- Each zone can be mechanically adjusted from 2 – 20 m
- Installation at a height of up to 5 m, IP54
- Also available as eNet and KNX version

For EANs, see page 42



Motion detector IS 3180

- 180° infrared motion detector
- Watches over up to 500 sq.m., 20 m reach radius
- Wall and corner mounting
- 2 pyro sensors, IP54
- COM1, PF, DALI, KNX

For EANs, see page 41



Motion detector HF 3360

- 360° high-frequency motion detector
- 8 m reach in diameter
- Ceiling or wall mounting
- Ideal for entrances
- Surface-mounted and concealed versions in both round and square designs
- COM1, PF, DALI, KNX

For EANs, see page 41

Multi-storey / underground car park sensor-switched lights

To illuminate multi-storey car parts safely, powerful lights are needed that use a lot of energy. In many cases, lighting is switched ON over entire levels without anyone being there. Using STEINEL sensor-switched lights, lighting is switched ON when it is needed, saving a large amount of energy.

Benefits from STEINEL

- Invisibly integrated in the light, the high-frequency sensor reliably switches the light ON
- Lights can be switched ON and OFF in groups
- Highly efficient STEINEL LED system on the cutting edge of technology
- You are provided with the basic light level option for night-time safety lighting

Technical advice

The new and highly innovative swarm function from the RS PRO 5800 LED for the first time provides dynamic lighting that 'moves' with you!



Sensor-switched indoor light RS PRO 5800 LED

- Sensor-switched LED diffuser luminaire
- For rugged applications: IP66, IK07
- 360° high-frequency sensor, Ø 8 m reach
- 33 W giving 4065 lumens, 4000K
- Intelligent swarm function on DALI bus
- Group configuration
- Optional 10 – 50% basic light level, slave version available

For EANs, see page 44



Sensor-switched indoor light RS PRO 5850 LED

- Sensor-switched LED diffuser luminaire
- For rugged applications: IP66, IK07
- 360° high-frequency sensor, Ø 8 m reach
- 45 W giving 5570 lumens, 4000K
- Intelligent swarm function on DALI bus
- Group configuration
- Optional 10 – 50% basic light level, slave version available

For EANs, see page 44



Sensor-switched indoor light RS PRO LED S1 IP65

- LED sensor-switched indoor light
- For rugged applications: IP65, IK10
- 360° high-frequency sensor, Ø 8 m reach
- 16 W giving 1005 lumens, 4000K
- Optional 10% basic light level, bi-directional wireless interconnection capability

For EANs, see page 44





Sports hall sensors

Ceilings in sports halls are often 8 – 10 m high. Detecting movement reliably in environments like this is no easy task. STEINEL has created a convincing solution for this in the form of the IR Quattro HD.

Benefits from STEINEL

- The IR Quattro HD guarantees reliable detection from a ceiling height of up to 10 m
- With its four pyro sensors, it effortlessly covers an area of up to 1,300 sq.m. when installed at a height of 10 m
- You can protect the sensor against damage with an optional metal cage

Technical advice

The IS 3360 is suitable for ceiling heights of up to 4 m, the IS 3360 MX Highbay up to 14 m.



Presence detector IR Quattro HD

- 360° infrared presence detector
- Square detection zone, mechanically scalable
- Square presence detection zone covering 64 sq.m.
- Ceiling installation at a height of up to 10 m
- COM1, COM1 AP, COM2, DIM, DALI, KNX, LiveLink

For EANs, see page 38



Guard cage IR Quattro HD

- Protects against damage from balls or vandalism

EAN 4007841 003036



Presence detector US360

- 360° ultrasonic presence detector
- Ultrasonic waves envelop objects but do not pass through them
- 28 sq.m. presence detection zone, ceiling mounting
- COM1, COM2, DIM, KNX, LiveLink

For EANs, see page 39



Motion detector IS 3360

- 360° infrared motion detector
- Watches over up to 1,000 sq.m., 20 m reach radius
- Ceiling installation at a height of up to 4 m
- 3 pyro sensors, surface-mounted: IP54, concealed: IP20
- Surface-mounted and concealed versions in both round and square designs
- COM1, PF, DALI, KNX

For EANs, see page 40



Motion detector IS 3360

- 360° infrared motion detector
- Watches over up to 1,000 sq.m., 20 m reach radius
- Ceiling installation at a height of up to 4 m
- 3 pyro sensors, surface-mounted: IP54, concealed: IP20
- Surface-mounted and concealed versions in both round and square designs
- COM1, PF, DALI, KNX

For EANs, see page 40



Motion detector IS 3360 MX Highbay

- 360° infrared ceiling sensor
- For large halls or entrances
- Ceiling installation at a height of up to 14 m
- 18 m reach radius
- Square surface-mounted and concealed versions
- COM1, PF, DALI, KNX, LiveLink

For EANs, see page 41



Sensor-switched indoor light RS PRO 5800 LED

- Sensor-switched LED diffuser luminaire
- For rugged applications: IP66, IK07
- 360° high-frequency sensor, Ø 8 m reach
- 33 W giving 4065 lumens, 4000K
- Intelligent swarm function on DALI bus
- Group configuration
- Optional 10 – 50% basic light level, slave version available

For EANs, see page 44



Sensor-switched indoor light RS PRO LED S1 IP65

- LED sensor-switched indoor light
- For rugged applications: IP65, IK10
- 360° high-frequency sensor, Ø 8 m reach
- 16 W giving 1005 lumens, 4000K
- Optional 10% basic light level, bi-directional wireless interconnection capability

For EANs, see page 44



Equipment room sensors / sensor-switched lights

Equipment rooms in schools or other facilities, such as exercise studios, are rooms in which lighting is often left ON unused.

Benefits from STEINEL

- The ultrasonic sensor US 360 is ideal for irregularly shaped rooms, such as changing rooms with lockers, as ultrasonic waves propagate throughout the room
- The infrared sensor IS 3360 is the perfect solution for large, open spaces
- As impact-resistant sensor-switched lights with integrated HF sensor, the RS PRO 5800 LED and RS PRO LED S1 IP65 sensor-switched lights are equipped for the toughest of applications

Technical advice

With all STEINEL indoor lights, the push-in shrouds supplied with them let you mask out specific areas of the detection zone very easily.

22



High-bay warehouse sensors

In high-bay warehouses, ceilings of up to 14 m in height place exacting demands on the sensor technology. On the one hand, it must reliably detect movements from these heights. On the other, it must only detect movement in the particular aisle it covers. Infrared is the only technology suitable for these heights.

Benefits from STEINEL

- For large expanses and ceilings as high as 10 m we recommend the IR Quattro HD for covering areas of up to 1,300 sq.m. with just one sensor
- For warehouse aisles, STEINEL offers the IS 345 MX Highbay with a reach of 30 m per aisle
- The IS 3360 MX Highbay with a mounting height of up to 14 m is particularly suitable for warehouses

Technical advice

The sensors can be interconnected for covering even larger areas.



Motion detector IS 345 MX Highbay

- Infrared corridor sensor
- High-bay warehouse and aisles up to 12 m high
- Detection zone 30 m long and 4 m wide
- Lens specifically geared to corridors, IP54
- Square surface-mounted and concealed versions
- COM1, PF, DALI, KNX, LiveLink

For EANs, see page 41



Presence detector IR Quattro HD

- 360° infrared presence detector
- Square detection zone, mechanically scalable
- Ceiling installation at a height of up to 10 m
- COM1, COM1 AP, COM2, DIM, DALI, KNX, LiveLink

For EANs, see page 38



Motion detector IS 3360 MX Highbay

- 360° infrared ceiling sensor
- For large halls or entrances
- Ceiling installation at a height of up to 14 m
- 18 m reach radius
- Square surface-mounted and concealed versions
- COM1, PF, DALI, KNX and LiveLink

For EANs, see page 41

23

Warehouse sensor-switched lights



Almost all warehouse facilities are illuminated by artificial light and in most cases lighting is left on all the time during working hours, even though it is only needed for short periods. Using STEINEL sensor-switched lights, the light is only switched ON when it's needed. Otherwise it is off or can be dimmed to a stand-by mode. In short – using automatic lighting in warehouses can produce very high potential savings.

Benefits from STEINEL

- Invisibly integrated in the light, the high-frequency sensor reliably switches the light ON, lights can be switched ON and OFF in groups
- Highly efficient STEINEL LED systems on the cutting edge of technology
- All lights are also available in a slave version

Technical advice

With the RS PRO 5800 and 5850 LED models, the basic light level can be adjusted from 10 to 50% and the main light level from 50 to 100%.



Sensor-switched indoor light RS PRO 5800 LED

- Sensor-switched LED diffuser luminaire
- For rugged applications: IP66, IK07
- 360° high-frequency sensor, Ø 8 m reach
- 33 W giving 4065 lumens, 4000K
- Intelligent swarm function on DALI bus
- Group configuration
- Optional 10 – 50% basic light level, slave version available

For EANs, see page 44



Sensor-switched indoor light RS PRO 5850 LED

- Sensor-switched LED diffuser luminaire
- For rugged applications: IP66, IK07
- 360° high-frequency sensor, Ø 8 m reach
- 45 W giving 5570 lumens, 4000K
- Intelligent swarm function on DALI bus
- Group configuration
- Optional 10 – 50% basic light level, slave version available

For EANs, see page 44

24



Outdoor sensors

Private residential buildings

In private residential buildings, the main reason for using motion detectors is safety and convenience. Whether on the driveway or at the front door – lighting needs to switch ON reliably when anyone approaches the house.

Benefits from STEINEL

- STEINEL offers sensors with an angle of coverage of up to 300 degrees for mounting on the wall, ceiling or on building corners
- Its slim-line and compact design makes the IS 2180 very inconspicuous as it reliably watches over outdoor areas across an angle of 180 degrees
- The sensIQ S is divided into three 100-degree zones, with each zone being separately adjustable in reach

Technical advice

The iHF 3D technology suppresses inadvertent triggering by small animals and permits precision electronic adjustment of the detection zone in 3 directions over a maximum reach of 7 m.



Motion detector iHF 3D

- 160° high-frequency sensor
- The perfect, innovative detector for outdoors
- Max. reach 1 – 7 m, precision-adjustable in 3 directions
- Detects movement equally well from whichever direction it is approached from
- No inadvertent triggering by small animals
- Also available as a KNX version

For EANs, see page 42



Motion detector IS 2180-2

- 180° infrared sensor, 2 pyro sensors
- Compact design fits close to the wall
- Outdoors, areas of up to 200 sq.m.
- Reach up to 12 m

For EANs, see page 42



Motion detector IS 3180

- 180° infrared motion detector
- Watches over up to 500 sq.m., 20 m reach radius
- Wall and corner mounting
- 2 pyro sensors, IP54
- COM1, PF, DALI, KNX

For EANs, see page 41



Motion detector sensIQ S

- 300° motion detector for outdoors
- Wall and corner mounting
- Three 100° zones and sneak-by guard
- Each zone can be mechanically adjusted from 2 – 20 m
- Installation at a height of up to 5 m, IP54
- Including corner wall mount bracket
- Also available as a KNX version

For EANs, see page 42

Outdoor sensors

Commercial buildings

The outdoor areas around commercial buildings are among the fields in which sensors are most frequently used. This is where the main focus is on security and efficiency in illuminating large areas.

Benefits from STEINEL

- The sensIQ can be installed at a height of up to 5 m, either on the wall, on the ceiling or on corners
- The IS 3180 can watch over outdoor areas of up to 500 sq.m.
- Besides high-resolution infrared detectors, STEINEL is the only manufacturer to offer iHF technology that opens up completely new options in detecting movement outdoors

Technical advice

Wherever possible, install infrared sensors so they are aimed across the direction walking in order to obtain optimum detection results.



Motion detector IS 3180

- 180° infrared motion detector
- Watches over up to 500 sq.m., 20 m reach radius
- Wall and corner mounting
- 2 pyro sensors, IP54
- COM1, PF, DALI, KNX

For EANs, see page 41



Motion detector sensIQ

- 300° motion detector for outdoors
- Wall, corner and ceiling mounting
- Three 100° zones and sneak-by guard
- Each zone can be mechanically adjusted from 2 – 20 m
- Installation at a height of up to 5 m, IP54
- Also available as eNet and KNX version

For EANs, see page 42

25





Outdoor sensor-switched lights

Sensor-switched LED lights for outdoors. Whether for a private home, a residential complex or entrances to commercial properties – these lights fit perfectly into any surrounding.

Benefits from STEINEL

- Sensor-switched lights for outdoors provide convenience, safety and security thanks to innovative infrared sensor technology
- Integrated LED light systems are perfectly geared to the sensors
- An optional basic light level attractively illuminates the house number at night

Technical advice

If required, you can select 4 hours of permanent lighting (manual override) by operating the mains power switch.



Sensor-switched outdoor light

L 690 LED

- LED sensor-switched outdoor light
- 360° infrared sensor, 8 m reach
- 16 W LED light system, optional basic light level, soft start
- Four intelligent basic light-level programs
- Front of the light provides the optimum surface for affixing the house numbers supplied with it

For EANs, see page 45



Sensor-switched outdoor light

L 691 LED

- LED sensor-switched outdoor light
- 360° infrared sensor, 8 m reach
- 16 W LED light system, optional basic light level, soft start
- Four intelligent basic light-level programs

For EANs, see page 45

Outdoor sensor-switched floodlights

Without using motion detectors, illuminating large outdoor areas uses a lot of energy. Only by using motion detectors can lighting be controlled intelligently and activated on demand. Particularly on drives and at the back of buildings, sensor-switched floodlights are a popular choice for installing as a security measure.

Benefits from STEINEL

- The XLED PRO range offers two light output levels of an impressive 4400 and 2400 lumens
- Light pattern aimed for illuminating rectangular (Wide) or square (Square) areas along buildings
- These floodlights feature a fully tilting and rotating flat-design light head, 3% linear basic light level and active LED cooling system

Technical advice

You can increase the illuminated area by interconnecting these floodlights with slave versions.

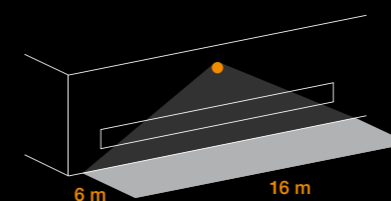


Sensor-switched floodlight

XLED PRO Wide

- High-power sensor-switched LED floodlight
- 240° infrared sensor with 12 m reach
- 24.8 W giving 2400 lumens
- 48 W giving 4400 lumens (XL version)
- 3% linear basic light level
- Available as slave and eNet versions

For EANs, see page 45



Rectangular illumination:
XLED PRO Wide

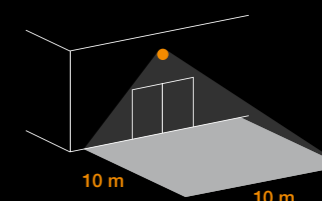


Sensor-switched floodlight

XLED PRO Square

- High-power sensor-switched LED floodlight
- 240° infrared sensor with 12 m reach
- 24.8 W giving 2400 lumens
- 48 W giving 4400 lumens (XL version)
- 3% linear basic light level
- Available as slave and eNet versions

For EANs, see page 45



Square illumination:
XLED PRO Square



Outdoor floodlight projectors

Outdoor lighting for advertising purposes is a major field of application for lights. In many cases, this involves illuminating signs, company logos or billboards. Normally, this is done using floodlights with halogen bulbs. The drawback: Once the lamp reaches the end of its life, it has to be replaced at great heights, which involves considerable cost and effort.

Benefits from STEINEL

- Thanks to an integrated photo-cell controller, advertising can be illuminated at night fully automatically with the LED floodlight projector from STEINEL
- The long-life LED light system keeps power consumption very low
- Several floodlights can be interconnected by cable to switch ON at the same time

Technical advice

The floodlight head can be turned through 180° to illuminate areas from above or below.



Floodlight projector XLED FL-100

- LED floodlight projector with photo-cell sensor system
- For billboards and advertising signs
- 25 W giving 1016 lumens, colour rendering index RA ≥ 90
- Arm length 100 cm, max. mounting distance 2 m
- As many as 16 floodlights can be interconnected by cable

For EANs, see page 45



Floodlight projector XLED FL-50

- LED floodlight projector with photo-cell sensor system
- For billboards and advertising signs
- 25 W giving 1016 lumens, colour rendering index RA ≥ 90
- Arm length 50 cm, max. mounting distance 1.5 m
- As many as 16 floodlights can be interconnected by cable

For EANs, see page 45

Smart Remote One for all.

STEINEL sensors and sensor-switched lights are very easy to control via remote control and the associated app. For this, a smartphone or tablet is placed on the Smart Remote and connected via Bluetooth. An infrared interface permits communication with the sensors and lights. It doesn't get any smarter than that!

Benefits from STEINEL


- The Smart Remote and associated app always give you the right remote control
- Replaces remote controls RC1 - RC10
- Available for iOS and Android



Remote control Smart Remote

Settings are easily made via a smartphone or tablet. A universal remote control that replaces the RC1 – RC10.

EAN 4007841 009151





The world's largest KNX range

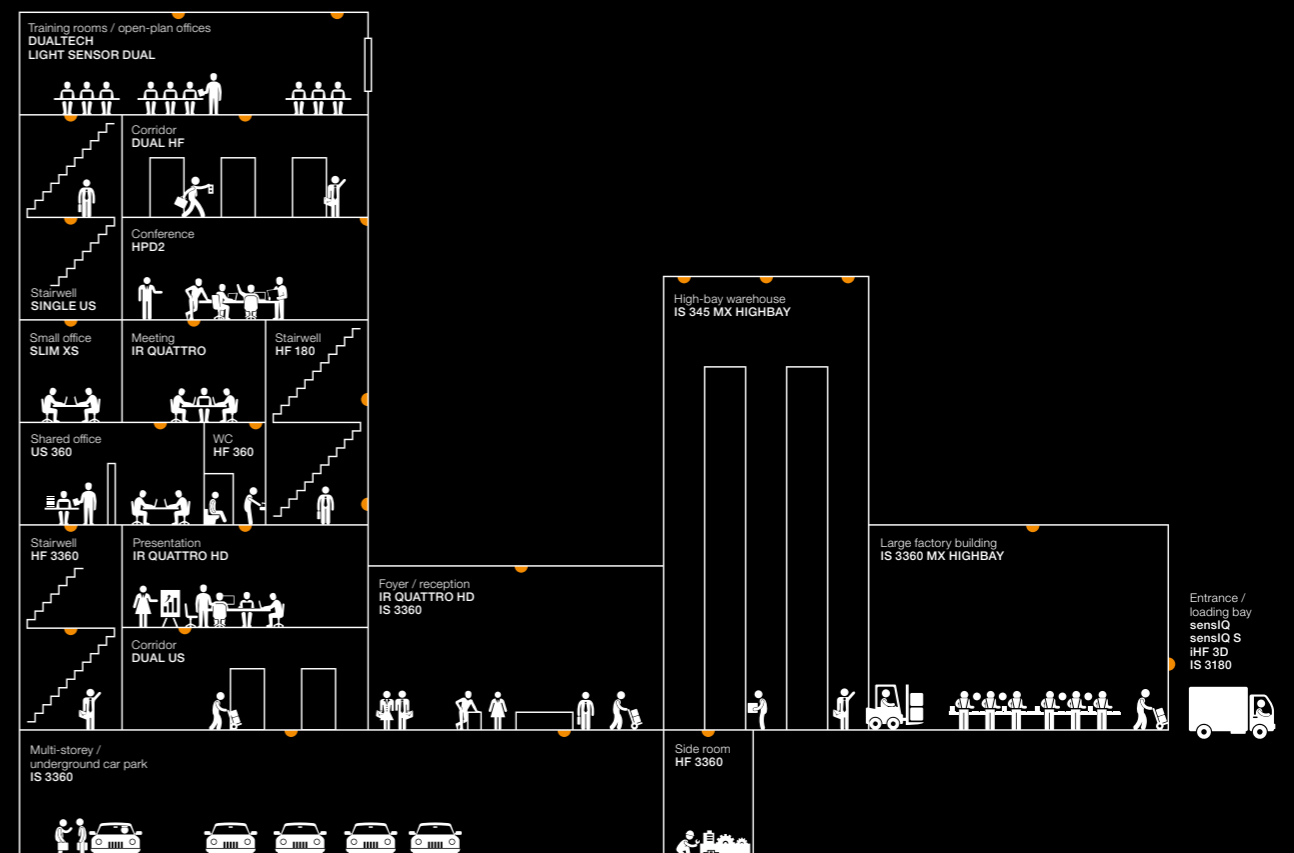
Home and building automation "speaks" KNX. There are millions of successful KNX installations across Europe and worldwide. With the largest sensor range worldwide, STEINEL provides the "sensory organs" for KNX. The sensor technologies we offer - passive infrared, high frequency, ultrasonic and camera sensor technology - are available in many highly practical sensor versions. This means STEINEL can give you the right sensor for any application. We are not just a partner for KNX, but also for planners, architects and electrical fitters. With them, we seek dialogue for ideas and suggestions from practical experience.

Benefits from STEINEL

- Tailored room solutions using various sensor technologies: passive infrared, ultrasonic, high frequency and camera sensors.
- Seamless integration into existing installations
- 45 KNX products to choose from

Technical advice

Application descriptions and software at knx.steinel.de. You will find all details on STEINEL's KNX sensors in our separate KNX brochure.





Light management, revolutionarily simple

LiveLink is the new DALI-based light management system developed by STEINEL in cooperation with the lighting specialist TRILUX. What used to be very complex and time-consuming can now be configured with LiveLink in just a few minutes without any specialist knowledge or programming experience. Operation is simple and intuitive via tablet or smartphone. The LiveLink app assists you step by step through the installation process. Common application scenarios, such as in an office or classroom, are stored as so-called Use Cases and make planning particularly simple. Special, highly sensitive LiveLink sensors from STEINEL control the light precisely depending on room use and the amount of daylight present.

This means it provides electrical fitters and users with professional and yet simple and secure access to the possibilities of lighting control. Almost every segment and application can benefit from LiveLink because it caters to any scenario and standard.

Benefits from STEINEL

- LiveLink sensors with infrared, high-frequency and ultrasonic technology
- Fast, easy start-up via app
- An integrated, autonomous Wi-Fi network provides optimum connection and security

Technical advice

The Connect control box also makes it possible to interconnect several control boxes in a master-slave network.

The interface for intelligent lighting

DALI (Digital Addressable Lighting Interface) provides almost boundless potential. Lighting control, sensors, electronic control gear and lights work exceptionally well with the professional interface standard. They communicate with each other and respond to each other without any obstacle whatsoever. In conjunction with constant-lighting control via 2 light channels, STEINEL DALI presence detectors provide optimum control for strip lighting in relation to incident daylight. With the RS PRO 5800 LED range, STEINEL also presents advanced LED diffuser luminaires with swarm intelligence. Communicating via the DALI bus, swarm technology lets light 'move along' with you.

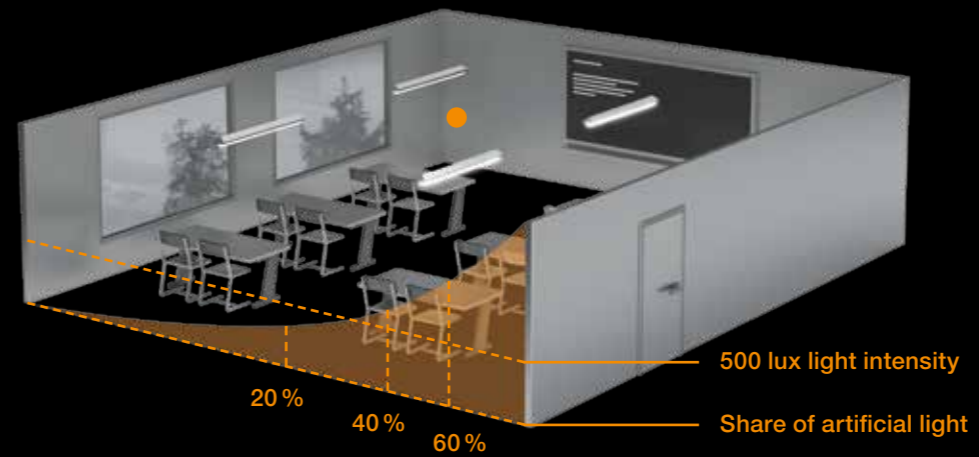
Benefits from STEINEL

- The STEINEL DALI range currently features 14 sensors and 2 lights

Technical advice

In classrooms or offices, large windows produce different light levels in the room. The sensor automatically dims lighting as the daylight component increases.

Constant-lighting control for efficient lighting management.





Spot on rather than a rough estimate. STEINEL planning tools.

37

PROLog TUV NORD

The PROLog planning tool answers the question: how much energy can intelligent sensor technology save in our particular project?

Easy to use, the PROLog planning tool tells you precisely the amount of energy you can save in a building. For you this means: spot on rather than a rough estimate. Overwhelming example calculations and generalisations are often far off the mark, leaving you to think you can save far more than is actually possible. PROLog from STEINEL puts an end to guesswork and calculates exactly how much energy intelligent sensor technology can save for a particular building.

PROLog records user behaviour as well as the level of light in a room and takes this as the basis for calculating the energy / lighting that is being wasted. This way, user behaviour determines the potential saving. Our PROLog, together with the PROLog software, gives you a comprehensive instrument to plan your lighting needs: it measures the exact amount of energy being wasted and calculates actual savings for a specific situation.

And the result? An objective basis that perfectly controls the lighting a building actually needs. Simply intelligent.

RELUX®

Do you want direct access to our comprehensive collection of lighting and sensor data for planning the perfect solution? This software not only provides you with all the data for planning lighting and lights from STEINEL, but also for accurately configuring the detection zone of our sensors - including visual displays. Available for download at www.relux.ch

DIALux

With our vast experience in planning lighting, you can be sure of getting professional results every time. Our expertise combined with free, all-inclusive software gives you a level of efficiency that delivers results you can be proud of. DIALux constantly offers you support with all lighting data and in meeting national and international guidelines, calculates your particular energy requirement and displays your planning results in photo-realistic quality. Having been geared specifically to practical needs, this software has been used by hundreds of thousands of lighting planners across the world.

The light planning and visualisation data is exclusively available to STEINEL Professional clients for on-line plug-in use in DIALux. Light distribution curves, technical specifications and 3D volumetric data are available for downloading from www.dial.de.

Free planning service

- PROLog / Relux
- Phone: +49 (0) 52 45 / 448 307
- Fax: +49 (0) 52 45 / 448 308
- E-mail: objekte@steinel.de

Summary of sensors

Presence detectors



IR Quattro COM1	EAN 4007841 000349	10, 12, 15
IR Quattro COM1 surface-mounted	EAN 4007841 592301	10, 12, 15
IR Quattro COM2	EAN 4007841 000356	10, 12, 15
IR Quattro DIM	EAN 4007841 002718	10, 12, 15
IR Quattro DALI	EAN 4007841 002749	10, 12, 15
IR Quattro KNX	EAN 4007841 008772	10, 12, 15
IR Quattro Impulser	EAN 4007841 592509	10, 12, 15



IR Quattro HD COM1	EAN 4007841 002794	11, 12, 13, 20, 22
IR Quattro HD COM1 surface-mounted	EAN 4007841 592400	11, 12, 13, 20, 22
IR Quattro HD COM2	EAN 4007841 002770	11, 12, 13, 20, 22
IR Quattro HD DIM	EAN 4007841 002787	11, 12, 13, 20, 22
IR Quattro HD DALI	EAN 4007841 002756	11, 12, 13, 20, 22
IR Quattro HD KNX	EAN 4007841 008789	11, 12, 13, 20, 22
IR Quattro HD LiveLink	EAN 4007841 009717	11, 12, 13, 20, 22



IR Quattro SLIM COM1	EAN 4007841 593414	10
IR Quattro SLIM COM2	EAN 4007841 593513	10
IR Quattro SLIM DIM	EAN 4007841 593612	10
IR Quattro SLIM DALI	EAN 4007841 005795	10
IR Quattro SLIM KNX	EAN 4007841 008888	10



IR Quattro SLIM XS COM1	EAN 4007841 032951	10, 13
IR Quattro SLIM XS KNX	EAN 4007841 033033	10, 13
IR Quattro SLIM XS LiveLink	EAN 4007841 033040	10, 13



Dual HF COM1	EAN 4007841 002978	6
Dual HF COM1 surface-mounted	EAN 4007841 590703	6
Dual HF DIM	EAN 4007841 002985	6
Dual HF DALI	EAN 4007841 003005	6
Dual HF KNX	EAN 4007841 008802	6
Dual HF LiveLink	EAN 4007841 009700	6



HF 360 COM1	EAN 4007841 002800	8, 14, 15
HF 360 COM1 surface-mounted	EAN 4007841 751302	8, 14, 15
HF 360 COM2	EAN 4007841 002848	8, 14, 15
HF 360 KNX	EAN 4007841 008796	8, 14, 15
HF 360 DIM	EAN 4007841 002831	8, 14, 15
HF 360 DALI	EAN 4007841 002817	8, 14, 15
HF 360 LiveLink	EAN 4007841 033972	8, 14, 15



DualTech COM1	EAN 4007841 007997	11, 13
DualTech COM2	EAN 4007841 008000	11, 13
DualTech DIM	EAN 4007841 008017	11, 13
DualTech KNX	EAN 4007841 029494	11, 13
DualTech LiveLink	EAN 4007841 004851	11, 13

Presence detectors



US 360 COM1	EAN 4007841 007935	10, 12, 13, 14, 15, 21
US 360 COM2	EAN 4007841 007942	10, 12, 13, 14, 15, 21
US 360 DIM	EAN 4007841 007959	10, 12, 13, 14, 15, 21
US 360 KNX	EAN 4007841 029463	10, 12, 13, 14, 15, 21
US 360 LiveLink	EAN 4007841 008444	10, 12, 13, 14, 15, 21



Dual US COM1	EAN 4007841 007843	6
Dual US COM2	EAN 4007841 007850	6
Dual US DIM	EAN 4007841 007867	6
Dual US KNX	EAN 4007841 029470	6
Dual US LiveLink	EAN 4007841 008420	6



Single US COM1	EAN 4007841 007966	8
Single US COM2	EAN 4007841 007973	8
Single US DIM	EAN 4007841 007980	8
Single US KNX	EAN 4007841 029487	8
Single US LiveLink	EAN 4007841 008437	8

Presence switches



IR 180 UNIVERSAL (2-wire), white	EAN 4007841 033149	6
IR 180 UNIVERSAL (2-wire), silver	EAN 4007841 033132	6



IR 180 (3-wire) COM1, white	EAN 4007841 029944	6, 15
IR 180 (3-wire) COM2, white	EAN 4007841 033002	6, 15
IR 180 (3-wire) DALI, white	EAN 4007841 033026	6, 15
IR 180 (3-wire) KNX, white	EAN 4007841 032975	6, 15



IR 180 (3-wire) COM1, silver	EAN 4007841 032982	6, 15
IR 180 (3-wire) COM2, silver	EAN 4007841 032999	6, 15
IR 180 (3-wire) DALI, silver	EAN 4007841 033019	6, 15
IR 180 (3-wire) KNX, silver	EAN 4007841 032968	6, 15



HF 180 COM1, white	EAN 4007841 032883	8, 14
HF 180 PF, white	EAN 4007841 032913	8, 14
HF 180 DALI, white	EAN 4007841 032937	8, 14
HF 180 KNX, white	EAN 4007841 032876	8, 14



HF 180 COM1, silver	EAN 4007841 032890	8, 14
HF 180 PF, silver	EAN 4007841 032906	8, 14
HF 180 DALI, silver	EAN 4007841 032920	8, 14
HF 180 KNX, silver	EAN 4007841 032869	8, 14

Summary of sensors

Motion detectors



IS 3360 COM1, surface-mounted, square.....EAN 4007841 010478 18, 20, 21
 IS 3360 PF, surface-mounted, square.....EAN 4007841 010515 18, 20, 21
 IS 3360 DALI, surface-mounted, square.....EAN 4007841 010560..... 18, 20, 21
 IS 3360 KNX, surface-mounted, square.....EAN 4007841 011635 18, 20, 21



IS 3360 COM1, surface-mounted, roundEAN 4007841 033446..... 18, 20, 21
 IS 3360 PF, surface-mounted, round.....EAN 4007841 033477 18, 20, 21
 IS 3360 DALI, surface-mounted, round.....EAN 4007841 033507..... 18, 20, 21
 IS 3360 KNX, surface-mounted, roundEAN 4007841 033538..... 18, 20, 21



IS 3360 COM1, concealed, square.....EAN 4007841 033460..... 18, 20, 21
 IS 3360 PF, concealed, square.....EAN 4007841 033491 18, 20, 21
 IS 3360 DALI, concealed, square.....EAN 4007841 033514 18, 20, 21
 IS 3360 KNX, concealed, squareEAN 4007841 033545..... 18, 20, 21



IS 3360 COM1, concealed, roundEAN 4007841 033453..... 18, 20, 21
 IS 3360 PF, concealed, roundEAN 4007841 033484..... 18, 20, 21
 IS 3360 DALI, concealed, round.....EAN 4007841 033521 18, 20, 21
 IS 3360 KNX, concealed, roundEAN 4007841 033552..... 18, 20, 21



IS 345 COM1, surface-mounted, square.....EAN 4007841 010485 6
 IS 345 PF, surface-mounted, squareEAN 4007841 010539 6
 IS 345 DALI, surface-mounted, squareEAN 4007841 010584 6
 IS 345 KNX, surface-mounted, square.....EAN 4007841 011659 6



IS 345 COM1, surface-mounted, roundEAN 4007841 033798..... 6
 IS 345 PF, surface-mounted, roundEAN 4007841 033828..... 6
 IS 345 DALI, surface-mounted, roundEAN 4007841 033859..... 6
 IS 345 KNX, surface-mounted, roundEAN 4007841 033880..... 6



IS 345 COM1, concealed, squareEAN 4007841 033804..... 6
 IS 345 PF, concealed, squareEAN 4007841 033835..... 6
 IS 345 DALI, concealed, squareEAN 4007841 033866..... 6
 IS 345 KNX, concealed, squareEAN 4007841 033897 6



IS 345 COM1, concealed, roundEAN 4007841 033811 6
 IS 345 PF, concealed, roundEAN 4007841 033842..... 6
 IS 345 DALI, concealed, roundEAN 4007841 033873..... 6
 IS 345 KNX, concealed, roundEAN 4007841 033903..... 6



Light Sensor Dual LiveLink, surface-mounted, squareEAN 4007841 009762.....
 Light Sensor Dual KNX, surface-mounted, squareEAN 4007841 011727.....
 Light Sensor Dual KNX, surface-mounted, roundEAN 4007841 033644
 Light Sensor Dual KNX, concealed, squareEAN 4007841 033637.....
 Light Sensor Dual KNX, concealed, roundEAN 4007841 033651.....

Motion detectors



HF 3360 COM1, surface-mounted, square.....EAN 4007841 011734.....8, 18
 HF 3360 PF, surface-mounted, square.....EAN 4007841 0105468, 18
 HF 3360 DALI, surface-mounted, square.....EAN 4007841 0116048, 18
 HF 3360 KNX, surface-mounted, squareEAN 4007841 011673.....8, 18



HF 3360 COM1, surface-mounted, roundEAN 4007841 033668.....8, 18
 HF 3360 PF, surface-mounted, roundEAN 4007841 033699.....8, 18
 HF 3360 DALI, surface-mounted, round.....EAN 4007841 0337368, 18
 HF 3360 KNX, surface-mounted, roundEAN 4007841 0337678, 18



HF 3360 COM1, concealed, squareEAN 4007841 0336758, 18
 HF 3360 PF, concealed, squareEAN 4007841 0337058, 18
 HF 3360 DALI, concealed, square.....EAN 4007841 0337438, 18
 HF 3360 KNX, concealed, square.....EAN 4007841 0337748, 18



HF 3360 COM1, concealed, round.....EAN 4007841 033682.....8, 18
 HF 3360 PF, concealed, round.....EAN 4007841 0337128, 18
 HF 3360 DALI, concealed, roundEAN 4007841 0337508, 18
 HF 3360 KNX, concealed, round.....EAN 4007841 0337818, 18



IS 3360 MX Highbay COM1, surface-mounted, square.....EAN 4007841 033569..... 20, 22
 IS 3360 MX Highbay PF, surface-mounted, squareEAN 4007841 033583..... 20, 22
 IS 3360 MX Highbay DALI, surface-mounted, squareEAN 4007841 010577 20, 22
 IS 3360 MX Highbay KNX, surface-mounted, square.....EAN 4007841 011642 20, 22
 IS 3360 MX Highbay LiveLink, surface-mounted, square..EAN 4007841 009724 20, 22



IS 3360 MX Highbay COM1, concealed, square.....EAN 4007841 033576..... 20, 22
 IS 3360 MX Highbay PF, concealed, square.....EAN 4007841 033590..... 20, 22
 IS 3360 MX Highbay DALI, concealed, squareEAN 4007841 033606..... 20, 22
 IS 3360 MX Highbay KNX, concealed, squareEAN 4007841 033613 20, 22



IS 345 MX Highbay COM1, surface-mounted, square.....EAN 4007841 002725 22
 IS 345 MX Highbay PF, surface-mounted, squareEAN 4007841 010522 22
 IS 345 MX Highbay DALI, surface-mounted, squareEAN 4007841 010591 22
 IS 345 MX Highbay KNX, surface-mounted, square.....EAN 4007841 011666 22
 IS 345 MX Highbay LiveLink, surface-mounted, squareEAN 4007841 009731 22



IS 345 MX Highbay COM1, concealed, square.....EAN 4007841 033910 22
 IS 345 MX Highbay PF, concealed, square.....EAN 4007841 033927 22
 IS 345 MX Highbay DALI, concealed, squareEAN 4007841 033934..... 22
 IS 345 MX Highbay KNX, concealed, squareEAN 4007841 033941 22



IS 3180 COM1EAN 4007841 009113 18, 24, 25
 IS 3180 PF.....EAN 4007841 010508 18, 24, 25
 IS 3180 DALIEAN 4007841 010553 18, 24, 25
 IS 3180 KNX.....EAN 4007841 011628 18, 24, 25



IS D 360.....EAN 4007841 60131714

Summary of sensors

Motion detectors



iHF 3D, white.....	EAN 4007841 007577	24
iHF 3D, black.....	EAN 4007841 007584	24
iHF 3D, anthracite.....	EAN 4007841 007591	24
iHF 3D KNX, white.....	EAN 4007841 007607	24
iHF 3D KNX, black	EAN 4007841 007614	24
iHF 3D KNX, anthracite	EAN 4007841 007621	24



sensIQ, white	EAN 4007841 029562.....	18, 25
sensIQ, stainless steel.....	EAN 4007841 029586.....	18, 25
sensIQ, black	EAN 4007841 029579.....	18, 25
sensIQ KNX, white	EAN 4007841 029593.....	18, 25
sensIQ KNX, stainless steel.....	EAN 4007841 029616.....	18, 25
sensIQ KNX, black	EAN 4007841 029609.....	18, 25
sensIQ eNet, white	EAN 4007841 020439.....	18, 25
sensIQ eNet, stainless steel.....	EAN 4007841 020422.....	18, 25
sensIQ eNet, black.....	EAN 4007841 020415	18, 25



sensIQ S, white	EAN 4007841 003944.....	24
sensIQ S, stainless steel.....	EAN 4007841 003968	24
sensIQ S, black	EAN 4007841 003951	24
sensIQ S KNX, white	EAN 4007841 004064	24
sensIQ S KNX, stainless steel.....	EAN 4007841 004040.....	24
sensIQ S KNX, black	EAN 4007841 004057.....	24



IS 2180-2, white	EAN 4007841 603816.....	24
IS 2180-2, stainless steel.....	EAN 4007841 603915.....	24
IS 2180-2, black	EAN 4007841 603717	24

Photo-cell controllers



NM 5000-3 COM1, white	EAN 4007841 011697	
NM 5000-3 COM1, black	EAN 4007841 011680	
NM 5000-3 DALI, white.....	EAN 4007841 011703.....	
NM 5000-3 DALI, black.....	EAN 4007841 033729.....	

Camera sensor system



HPD2 KNX	EAN 4007841 033200.....	12
HPD2 Ethernet (IP)	EAN 4007841 033965.....	12

Overview of accessories

Remote controls



Remote control RC24007841 737818



User remote control RC54007841 592806



Service remote control RC6 KNX4007841 593018



User remote control RC7 KNX.....4007841 592912



Service remote control RC84007841 559410



Remote control RC9.....4007841 007638



Service remote control RC10 58004007841 008925



Service remote control RC10 Q14007841 007645



Smart Remote.....4007841 009151

LiveLink



LiveLink control box4007841 013653



LiveLink control box Connect.....4007841 035129












Switch coupler 4x DALI4007841 013660





LiveLink Gateway KNX4007841 034009

Summary of sensor-switched lights

Sensor-switched lights for indoors

	RS PRO LED R1 WW whiteEAN 4007841 728212 7, 9, 15, 17 RS PRO LED R1 NW whiteEAN 4007841 728113..... 7, 9, 15, 17
	RS PRO LED Q1 WW silverEAN 4007841 0071267, 9 RS PRO LED Q1 WW whiteEAN 4007841 0071337, 9 RS PRO LED Q1 NW silverEAN 4007841 0071027, 9 RS PRO LED Q1 NW whiteEAN 4007841 0071197, 9 RS PRO remote control RC10EAN 4007841 007645
	RS PRO LED S2 WW PMMAEAN 4007841 6618167, 9 RS PRO LED S2 WW polycarbonateEAN 4007841 661717.....7, 9 RS PRO LED S2 WW glassEAN 4007841 6619157, 9 RS PRO LED S2 NW PMMAEAN 4007841 6621107, 9 RS PRO LED S2 NW polycarbonateEAN 4007841 6620117, 9 RS PRO LED S2 NW glassEAN 4007841 662219.....7, 9
	RS PRO LED S1 WW polycarbonateEAN 4007841 034610..... 7, 15, 17 RS PRO LED S1 WW glassEAN 4007841 034658..... 7, 15, 17 RS PRO LED S1 NW polycarbonateEAN 4007841 034641 7, 15, 17 RS PRO LED S1 NW glassEAN 4007841 034627..... 7, 15, 17
	RS PRO LED S1 IP 65EAN 4007841 034948..... 19, 21
	
	RS PRO 5850 LEDEAN 4007841 007676 19, 23 RS PRO 5850 LED Slave.....EAN 4007841 007683..... 19, 23 RS PRO 5800 LEDEAN 4007841 0076529, 17, 19, 21, 23 RS PRO 5800 LED Slave.....EAN 4007841 007669.....9, 17, 19, 21, 23
	RS PRO DL LED 20 W WWEAN 4007841 00778215 RS PRO DL LED 20 W WW SlaveEAN 4007841 00777515 RS PRO DL LED 20 W NWEAN 4007841 00775115 RS PRO DL LED 20 W NW SlaveEAN 4007841 00776815
	RS PRO DL LED 15 W WWEAN 4007841 007744 15, 17 RS PRO DL LED 15 W WW SlaveEAN 4007841 007737 15, 17 RS PRO DL LED 15 W NWEAN 4007841 007713 15, 17 RS PRO DL LED 15 W NW SlaveEAN 4007841 007720 15, 17

Sensor-switched lights for outdoors

	L 690 LED aluminium-silver PMMAEAN 4007841 672010 26 L 690 LED aluminium-anthracite PMMAEAN 4007841 672119..... 26 L 690 LED aluminium-silver, glassEAN 4007841 671518..... 26 L 690 LED aluminium-anthracite, glassEAN 4007841 671617..... 26
	L 691 LED aluminium-silver PMMAEAN 4007841 672218 26 L 691 LED aluminium-anthracite PMMAEAN 4007841 672317 26 L 691 LED aluminium-silver, glassEAN 4007841 671716..... 26 L 691 LED aluminium-anthracite, glassEAN 4007841 671815..... 26

Sensor-switched floodlights for outdoors

	XLED PRO Wide, whiteEAN 4007841 010072 27 XLED PRO Wide, blackEAN 4007841 010096 27 XLED PRO Wide eNet, whiteEAN 4007841 010218 27 XLED PRO Wide eNet, blackEAN 4007841 010249 27 XLED PRO Wide SL, whiteEAN 4007841 010232 27 XLED PRO Wide SL, blackEAN 4007841 010256 27 XLED PRO Wide XL, whiteEAN 4007841 010041 27 XLED PRO Wide XL, blackEAN 4007841 010065 27 XLED PRO Wide XL SL, whiteEAN 4007841 010201 27 XLED PRO Wide XL SL, blackEAN 4007841 010225 27
	XLED PRO Square, whiteEAN 4007841 009953 27 XLED PRO Square, blackEAN 4007841 009977 27 XLED PRO Square eNet, whiteEAN 4007841 009991 27 XLED PRO Square eNet, blackEAN 4007841 010027 27 XLED PRO Square SL, whiteEAN 4007841 010010 27 XLED PRO Square SL, blackEAN 4007841 010034 27 XLED PRO Square XL, whiteEAN 4007841 009922 27 XLED PRO Square XL, blackEAN 4007841 009946 27 XLED PRO Square XL SL, whiteEAN 4007841 009984 27 XLED PRO Square XL SL, blackEAN 4007841 010003 27
	XLED FL-100, whiteEAN 4007841 003890 28 XLED FL-100, blackEAN 4007841 003906 28
	XLED FL-50, whiteEAN 4007841 631017 28 XLED FL-50, blackEAN 4007841 630911 28



Energy efficiency class: the LED lights illustrated contain LED lamps of energy classes A+++ to A. The lamps in these lights cannot be replaced.

Quality and service.



Certified quality

For us, it goes without saying that all products from STEINEL comply with European safety standards. Despite involving a huge effort and not always easy from a technical point of view, we are never deterred. Because it is all worth it. So you get certified quality – every step of the way.



STEINEL Customer Service

- Phone: +49 (0) 52 45 448 188
- E-mail: service@steinel.de
- Monday – Friday 8 a.m. – 5 p.m.



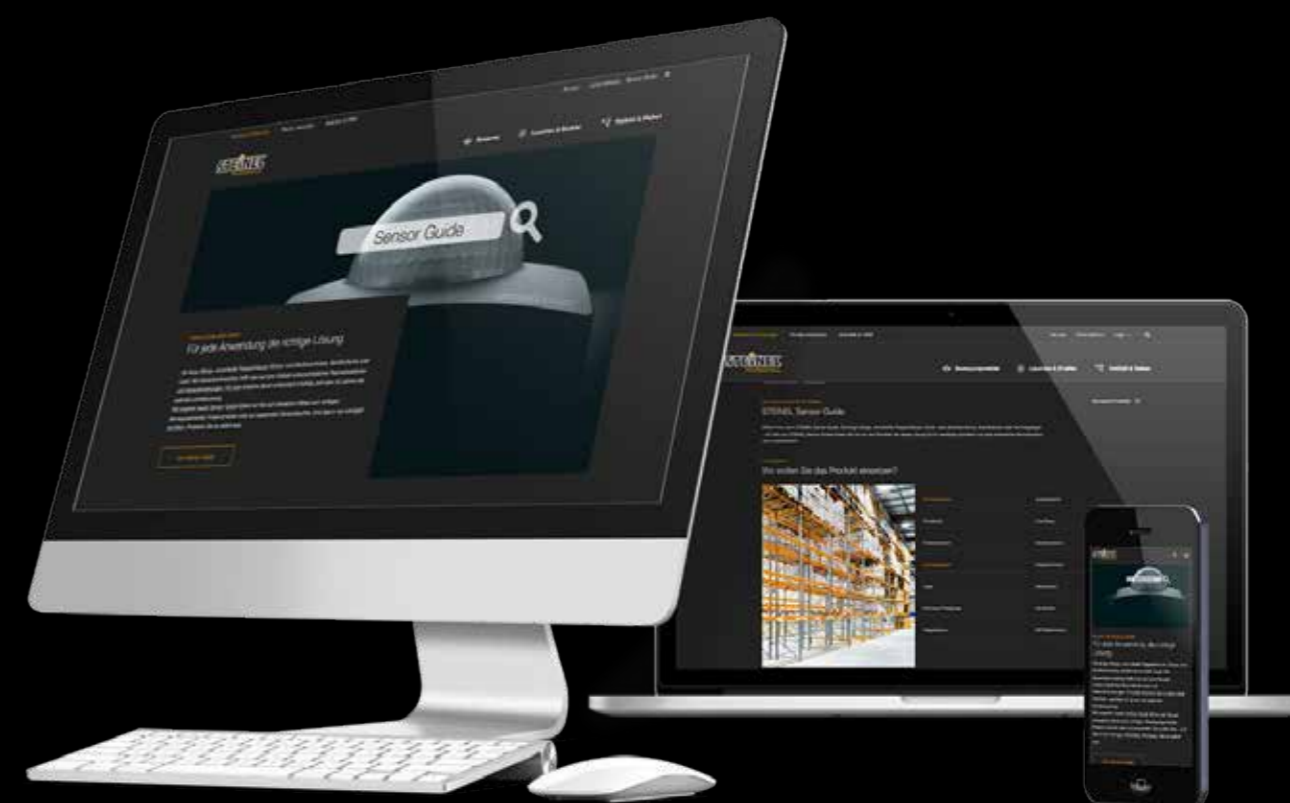
STEINEL Replacement Parts Service

- Availability guarantee for genuine STEINEL parts



STEINEL Academy

- Our own Training Centre in Herzebrock is available to you and your customers
- Phone: +49 (0) 52 45 448 0
- E-mail: academy@steinel.de



As from now, you can access the online version of our sensor guide. This is where you will find the right sensor for your application and can immediately get all of the latest product details on our sensors and sensor-switched lights at a glance.

www.sensorguide.co.uk

STEINEL Vertrieb GmbH | Dieselstr. 80 - 84 | D33442 Herzebrock - Clarholz | Germany
Phone +49 (0) 5245-448-0 | Fax +49 (0) 5245-448-197

www.steinel-professional.de
www.youtube.com/steinelgmbh
www.xing.com/companies/steinelvertriebgmbh

STEINEL[®]